

Dinamika Kelompok UTD ASTRA


# WELCOME!

**Are You Excited For Fun Learning  
Session?**



# Nurhasanah

Widyaiswara Pusdiklat BNPB  
081317091946



A red handwritten signature or scribble, possibly representing the name Nurhasanah, is written over the bottom right portion of the portrait.



# Mari Berdoa Sebelum Belajar!

Semoga Aktivitas Kita Hari Ini Bermanfaat




MAKE SURE YOU HAVE THE FOLLOWING  
BEFORE WE START



# Apa Motivasi Anda Mengikuti Pelatihan?

Buka Menti.com





# Senam Otak!

Harus Semangat Ya....





1



2



3



# Kelompok

- 1 Memiliki Tujuan Bersama
- 2 Saling Mempengaruhi
- 3 Ada Rasa kebersamaan



# DINAMIKA



# Goals

Mengenal Diri  
dan Kelompok

Membangun  
Kelompok Yang  
Dinamis

Komitmen Kelompok  
Dan Menjalankannya





Apa Tujuan  
Kelompok  
Relawan UTDA?  
(Silahkan Ketik)

# Output Kelas



Pengurus Kelas



Komitmen Kelas



Semangat Kelas



*Sumatra*

*Kalimantan*

*Sulawesi*

*Maluku*

*Papua*

*Java*

*Bali*

*Nusa Tenggara*

DEPUTI 1

DEPUTI 2

DEPUTI 3

DEPUTI 4

BIRO

DEPUTI 5

Pusdatin

Pusdiklat

Pusdalops

# Ice Breaking





- Ambil Kertas dan Alat Tulis
- Gambar Wajah Masing-masing namun tidak melihat, kertasnya tetap di dada





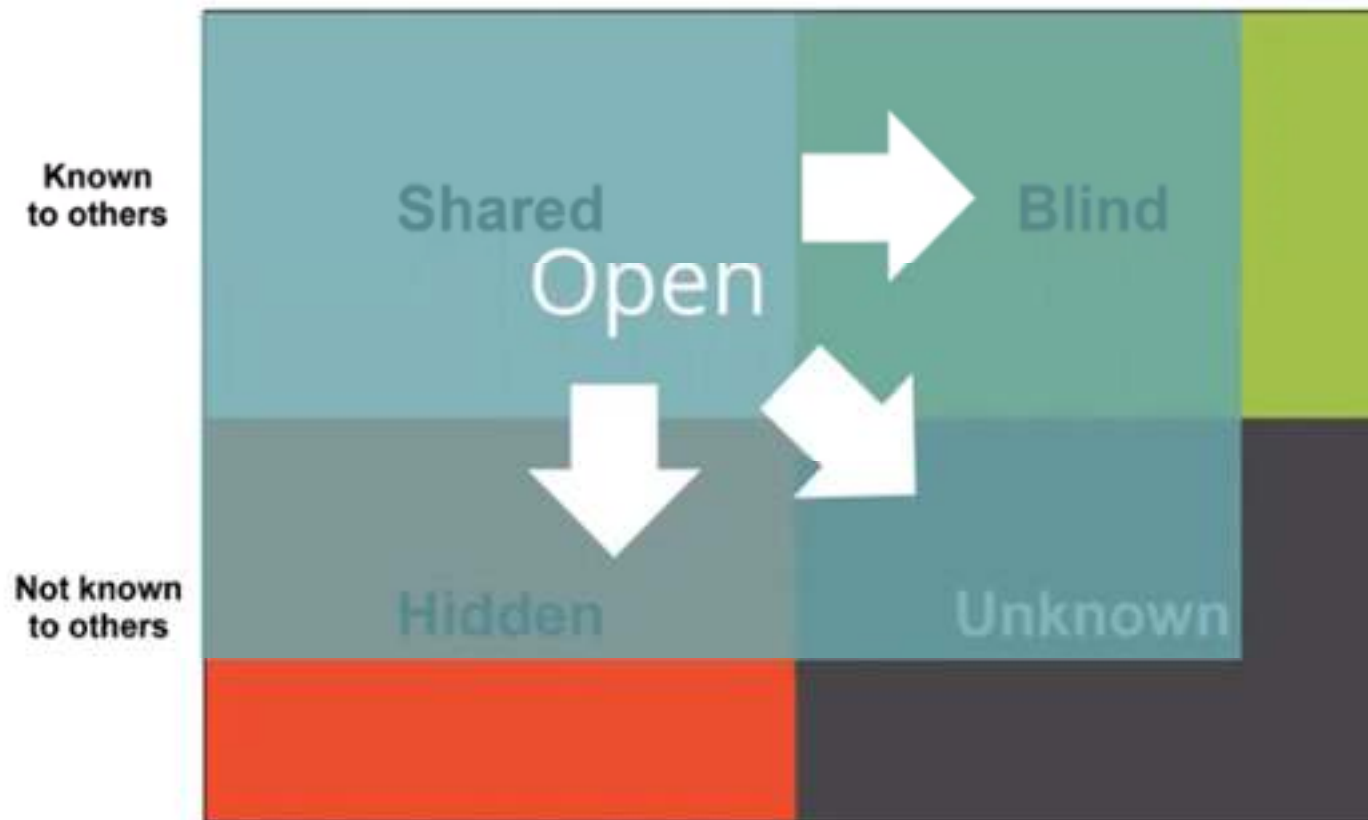
# The Johari Window Model



# Mengenal diri

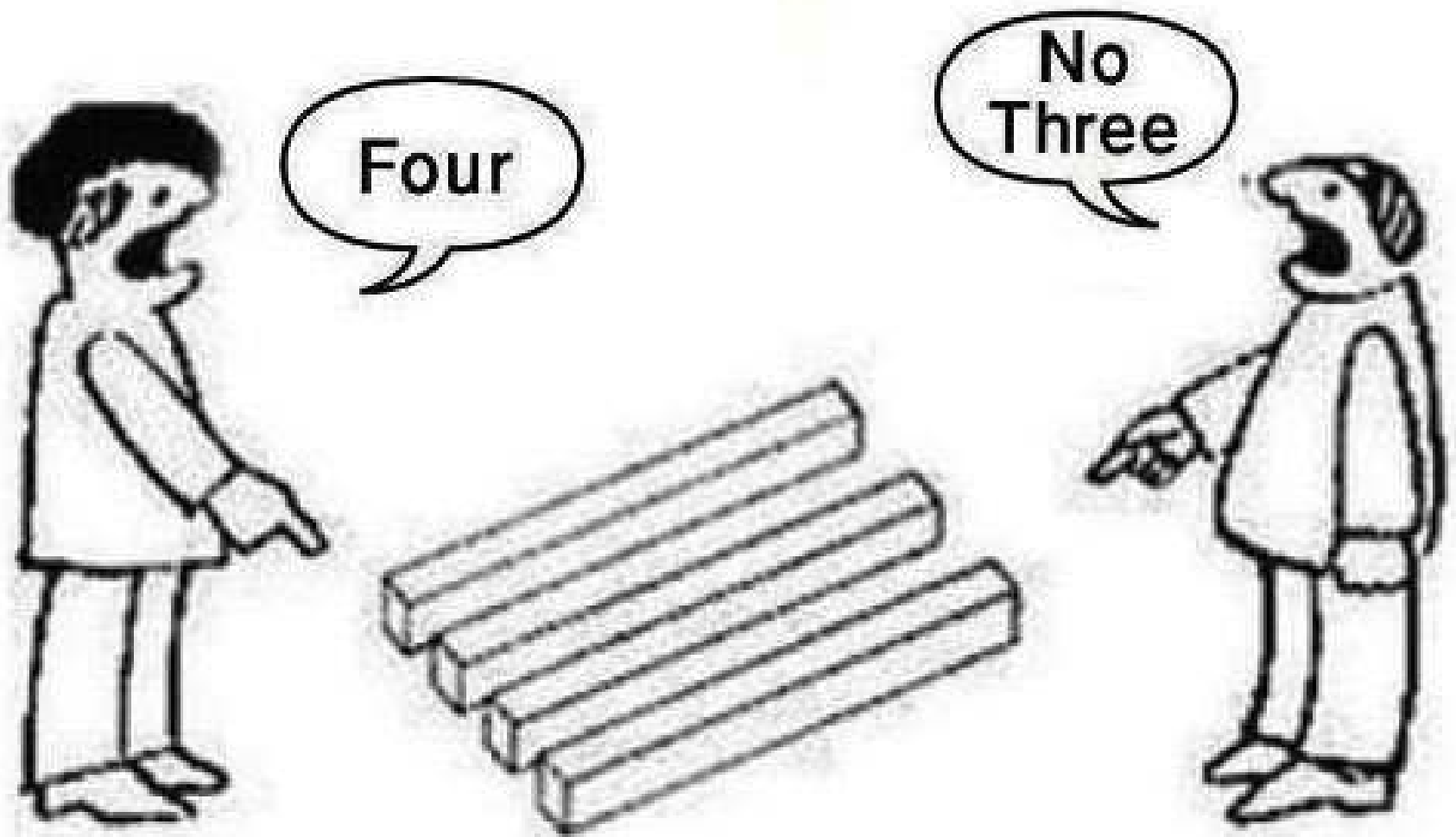
Known to self

Not known to self



[s.id/AnalisisDiri](https://s.id/AnalisisDiri)









# STORMING







**1**



**2**



**3**



**4**



**1**

**2**

**3**

**4**

3

# FORMING





**<https://s.id/SapiUTDA>**

<https://docs.google.com/presentation/d/1v1eOfh1-Q1RaJMjZ61bfrObTPnwz69o7X3LAKCi98/edit?usp=sharing>

## 1. Forming



How do I fit into the group?  
What are other people's attitudes?  
Who will lead?

## 2. Storming



These are my goals, how are they different from yours? How shall we organise ourselves? Here the group conflicts and relationships formed earlier may be disrupted.

## 3. Norming



Let's develop ways to work more closely. Here a sense of group identity is formed and roles are allocated.

## 5. Adjourning



Here the group disbands and members reflect on how the group performed.

## 4. Performing



Lets collaborate, or compete in a friendly manner. The group now has an effective structure, and focuses on achieving the tasks.

# Kendala Apa Yang Sering Dihadapi Dalam Kelompok?



Silahkan Berbagi Pendapat



# HOW TO BE A GOOD VIRTUAL TEAM



# BTS VIRTUAL TEAM







# Toolkits



EMAIL

VIRTUAL WHITEBOARD

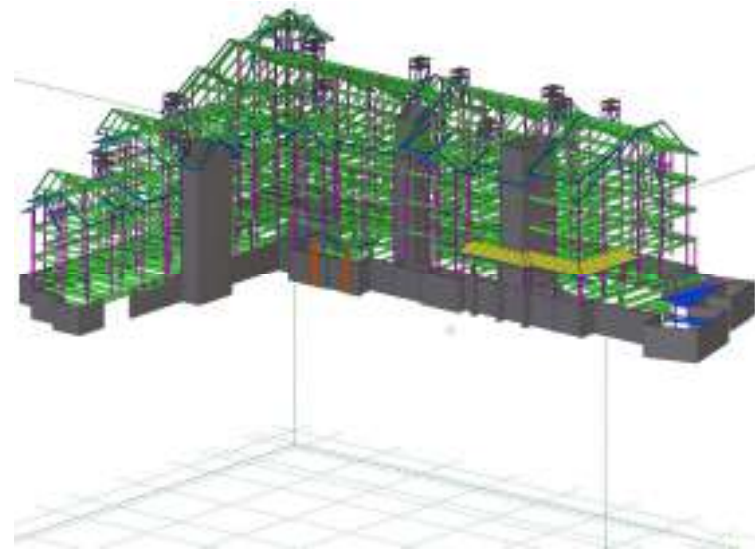
VIDEO CONVERENCING

# Structure

**Clear Objective**

**Documented Work Process**

**Agreed on Roles and  
Responsibilities**




# Struktur Kelas


Pemilihan Perwakilan dari  
Kelompok



# Komitment

- A Komunikasi
- B Disiplin, Tepat Waktu
- C Sharing Pengalaman
- D KOmpak
- E Serius Tapi Santai
- F Musyawarah Mufakat
- G Plan Do Check Action







# Got any questions?

You can always reach out to Me



**Pusdiklat PB BNPB**

8 AM to 4 PM



**Mobile Number**

081317091946



**Email Address**

nurhasanah.1001@gmail.com

The background is a whiteboard with a grid of red and orange circles. Each circle contains a name and a number, often with handwritten annotations. The names and numbers are as follows:

- ghophal 1
- ★ Syarif 1
- henrians 1
- Ali 1
- fauzi 1
- heru 1
- RaRamlah 2
- Rudy 2
- Sulhan 2
- Wanny 2
- Z2V 2
- herul 2
- SR-20NO 2
- sapardi 3
- ERLABANG 3
- gunawan 4
- Mahdi 4
- tangguh 4

Handwritten annotations include "SKY YONO" in blue, "AZU" in red, "SR-20NO" in blue, "G2NO" in red, and "3" in red. A blue arrow points from the "tangguh" circle to the "gunawan" circle. A yellow vertical line is on the right side.

Mute Stop Video Security Participants 39 Chat New Share Pause Share Annotate Remote Control Apps More

You are screen sharing Stop Share

**Kasse FIGROUP**  
Kasse FIGROUP

Nurhasanah Pusdik at P3

Rudy Arsanis

**MUH SUDARWI...**

4 4